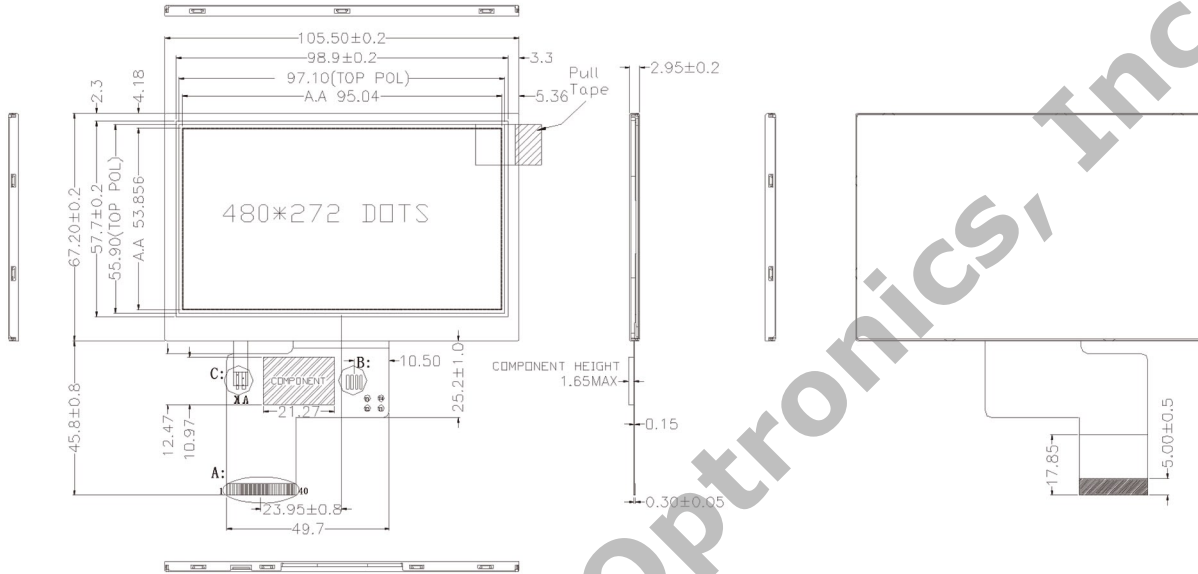
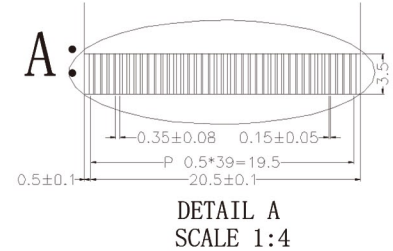
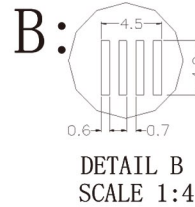
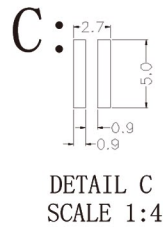
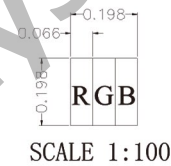
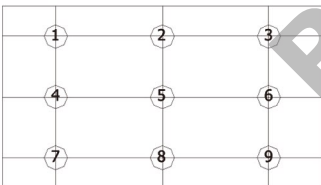


RFE430G TFT 480x272



PIN NO.	SYMBOL
1	LED-
2	LED+
3	GND
4	VDD
5	R0
6	R1
7	R2
8	R3
9	R4
10	R5
11	R6
12	R7
13	G0
14	G1
15	G2
16	G3
17	G4
18	G5
19	G6
20	G7
21	B0
22	B1
23	B2
24	B3
25	B4
26	B5
27	B6
28	B7
29	GND
30	CLK
31	DISP
32	NC
33	NC
34	DE
35	NC
36	GND
37	NC
38	NC
39	NC
40	NC

A— K
CIRCUIT DIAGRAM(10 Serials)



The non-specified tolerance of dimension is $\pm 0.3\text{mm}$.